



# BREED SPECIFIC INSTRUCTIONS (BSI)

---

regarding exaggerations in pedigree dogs



By the Nordic Kennel Clubs 2023 Applicable from 2024

## Preface to the third edition

The first edition of the NKU BSI document was published in March 2014, the second in March 2018. It was decided to aim at evaluating the document every 3rd year.

This new edition is based on recent results from judges' questionnaires, veterinary experience, dialogues with the breed clubs and judge's reports from the show rings from all the Nordic countries. Frequently occurring construction faults, which are not connected to exaggeration of the breed standards, are principally not listed.

One breed has been removed from the previous edition – Chinese Crested Dog, and two breeds have been added – Continental Bulldog and Italian Cane Corso.

The text in this edition is very concentrated and presupposes that you seek further knowledge in NKUs, or the national kennel clubs' websites. There you will find the latest information about what exaggerations of the breed characteristics and possible misleading interpretation of the standard may lead to. There will be readily available parts but also more scientific information.

Drawings have been added to make it easier to find an anatomical part or breed that you may be looking for.

We want to thank all the judges and the breed clubs for their contribution to the third edition of the NKU BSI document and hope for your future cooperation. Healthy pedigree dogs without exaggerations are vital for the sustainability of the dog breeds and motivation for the future of dog shows – and for the future existence of several of our breeds in many countries!

*November 2023*

**NKU BSI Working group**

On behalf of the Nordic Kennel Union

## Index

<b>What is BSI?</b> .....	3
<b>Basics for all dogs</b> .....	5
<b>Breathing, nose and nostrils</b> .....	6
<b>Eyes</b> .....	7
<b>Bite and teeth</b> .....	7
<b>Skin and coat</b> .....	8
<b>Weight and body condition</b> .....	8
<b>Movement</b> .....	9
<b>Behaviour</b> .....	9
<b>Breed types</b> .....	9
<b>FCI GROUP 1</b> Sheepdogs And Cattledogs .....	10
<b>FCI GROUP 2</b> Pinscher and Schnauzer – Molossoïd Breeds – Swiss Mountain and Cattle Dogs .....	11
<b>FCI GROUP 3</b> Terriers .....	15
<b>FCI GROUP 4</b> Dachshunds .....	16
<b>FCI GROUP 5</b> Spitz and Primitive types .....	17
<b>FCI GROUP 6</b> Scenthounds and Related Breeds .....	18
<b>FCI GROUP 7</b> Pointing Dogs .....	19
<b>FCI GROUP 8</b> Retrievers – Flushing Dogs – Water Dogs .....	20
<b>FCI GROUP 9</b> Companion and Toy Dogs .....	21
<b>FCI GROUP 10</b> Sighthounds .....	25

# Breed Specific Instructions (BSI) regarding exaggerations in pedigree dogs

The Nordic Kennel Clubs shall, in all parts of their organisations, pursue and reward long term breeding based on the principle that a dog's exterior characteristics must always promote good health, thus ensuring sustainable development over time of our purebred dogs.

## What is BSI?

The breed specific instructions, BSI, identify areas of risk and aim at preventing possible future problems.

- BSI is primarily a complement to the breed standard.
- BSI is not a listing of deviations and faults.
- BSI is neither a manual of rules connecting the observed issues to a fixed quality grading except when these observations are mentioned in the breed standard as disqualifying faults

The BSI implies recommendations to the judge to observe the breed specific areas of risk and encourages judges to note issues as well as soundness in these areas and compile the report after judging.

## Introduction

The present document is a comprehensive survey of problems connected to exaggerations regarding pedigree dogs. This knowledge is of basic importance for all dog show judges as well as dog breeders and concerns dogs of all breeds. Judges are requested to study the whole document but in connection with an assignment a judge should pay special attention to the specific text regarding the breed(s) he/she will judge and the introduction text for the pertinent FCI group.

## Application

It is important to remember that all dogs should be healthy and sound.

However, a dog that is sound but lacking in breed type, is NOT a good representative of that particular breed.

## BSI issues and quality grading

The observations regarding the areas of risk (BSI issues) specific for each listed breed should influence quality grading and competition assessment depending on the degree and severity of the deviation just like other faults.

In written critiques, judges should comment on the BSI issues and how these observations influence the grading of each dog.

## The judges' reports

An essential value of the BSI concept is the judges' reports on observations regarding areas of risk on a special form for each breed. These reports are necessary for the follow-up of the listed breeds and for the continuous updating of the BSI document. These forms are also communicated to the breed clubs in order to create consensus between judges and breed expertise.

## Background of the BSI

The NKU BSI is the result of inventories made possible through extensive collaboration between dog show judges, breed clubs, veterinary surgeons and health insurance statistics.

These inventories constitute the basis for the selection of the high profile breeds and for the specific directions for each individual breed. The development of the instrument is primarily based on Nordic experiences. The first edition of the Swedish BSI was applied in practice during 2009 at all the shows arranged by the regional Kennel Clubs affiliated to the Swedish Kennel Club (SKK) and the BSI is since then included in the routines.

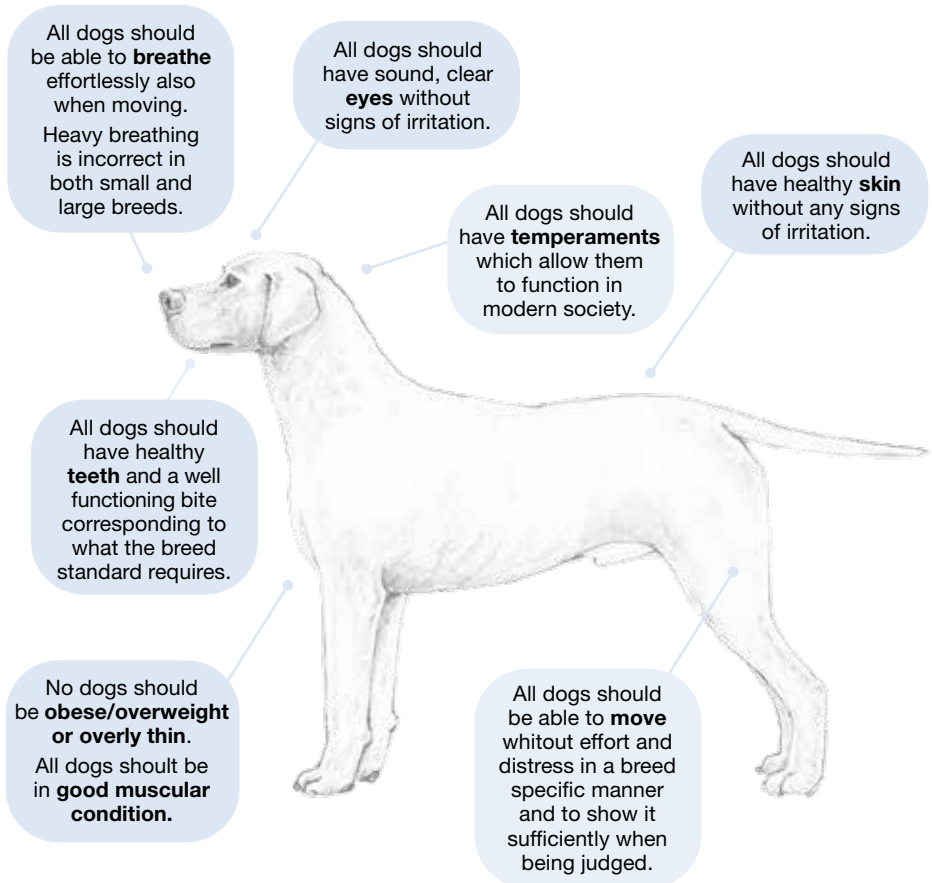
The present BSI document is in accordance with the FCI Basic Statement For Show Judges, Dogs fit for their original function, approved by the FCI GC in Helsinki October 2013 and further discussed at the FCI Show and Judges Commission's meeting in Paris, February 2014.



# Basics for all dogs

All judges shall practise an actual inspection regarding health and soundness of each dog of any breed – not only the breeds listed in the BSI document. The observations – negative as well as positive (!) – should be noted in the individual critique.

The form for reporting BSI observations may also be used for other breeds if the judge wants to draw the attention to a breed not listed in the BSI.



The illustrations on pages 5-8 are intended to show specific anatomical features, not specific breeds.

# Breathing, nose and nostrils

All dogs should be able to breathe effortlessly also when moving. Heavy breathing is incorrect in both small and large breeds.

The assessment of breathing should always include evaluation of possible respiratory distress symptoms during and after evaluation of

movement, which should be of breed adequate speed and duration.

## Open nostrils

Acceptable and ideal as the nostrils allow the movement of sufficient air.



## Mild stenosis

Acceptable unless the dog shows any additional signs of respiratory distress.



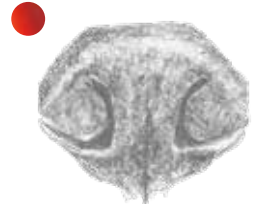
## Moderate stenosis

Not acceptable, especially when accompanied by breathing through the mouth or any other sign of compromised breathing.



## Severe stenosis

Not acceptable and must be penalised.



Four degrees of breathing distress should be taken into consideration in quality grading and competition assessment with regard to the dogs' ability to breathe normally in the show ring, also when moving.

## Breathing distress

No respiratory concerns	Mild respiratory concerns	Moderate respiratory concerns	Severe respiratory concerns
<p>No signs of affected breathing.</p>	<p>Nonsignificant or temporary signs of affected breathing but without causing any difficulty to the dog. This should be considered at the competition assessment.</p>	<p>Milder affection of the ability to breathe / milder respiratory problems, as well as anatomical conditions, that potentially may affect the ability to breathe, should influence the quality grading.</p>	<p>Obvious signs of respiratory problems should motivate considering disqualification. Those signs of breathing distress are at hand if the dog already while standing still and without any "provoking external factors" shows laboured respiration.</p>

# Eyes

All dogs should have sound, clear eyes without signs of irritation.

Eye problems which should be observed by the show judge are commonly related to the ocular adnexa (tissues surrounding the eye). Attention should also be paid to sunken eyes and/or eyes that are smaller than normal (microphthalmic), as well as to protruding eyes.

Anatomical features related to increased risk of eye problems are areas of risk and should be taken into account in quality grading and the competition assessment in relation to its extent.

## Increased risk areas

- Anatomy of the skull
- The position of the eye in the eye socket
- Shape of the eye opening
- Facial wrinkles or heavy ears
- Excessive amounts of loose skin

## Signs of discomfort, irritation or pain related to the eye or its adnexa are

- Overflow of tears, accumulation of mucus and brownish stain below the eye.
- Wet lid margins.
- Redness of the conjunctiva.
- Repeated squinting up and blinking.
- Lack of corneal lustre, pigmented or opaque cornea.



Normal eye



Too loose eyelid



Cherry eye



Too prominent eye

# Bite and teeth

All dogs should have healthy clean teeth and a well functioning bite corresponding to what the breed standard requires. Incorrectly placed teeth may cause damage to the gums. Jaws should close normally.



Inverted canine teeth



Tight lip

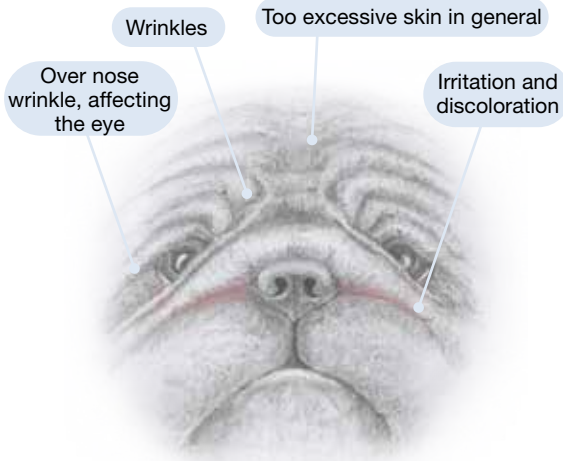
The gums should not display any signs of excessive growth, injury, irritation or damage. Such deviations could be clinical signs of impaired health and should be handled accordingly.

# Skin and coat

All dogs should have healthy skin without signs of irritation.

The extent and presentation of the coat should follow the requirements of the breed standard and not be so profuse that it affects the dog's well-being and ability to move freely and

soundly also in daily life. Nor should there be bald areas if the breed standard requires coat all over the body.




**Points of concern**

- Irritation and discoloration.
- Too excessive skin in general, on head forming wrinkles surrounding eyes and/or oversized eyelids which may cause eyelids folding inwards or outwards – also unsoundness in lip folds.
- Lip folds
- Wrinkles
- Over nose wrinkle
- Long coat must never impede movement or the development of good muscular condition.

# Weight and body condition

No dogs should be obese/overweight or overly thin. All dogs should be in good muscular condition.



**Overly thin**

- Ribs, lumbar vertebrae and pelvic bones easily visible
- No discernible bodyfat
- Obvious loss of muscle mass

**Normal**

- Waist easily noted when viewed from above

**Obese/overweight**

- Massive fat deposits over thorax and spine
- Waist and tuck absent



## Movement

All dogs should be able to move without effort and distress in a breed specific manner and to show it sufficiently when being judged.

## Behaviour

All dogs should have temperaments which allow them to function in modern society. Breed typical behaviour is to be noted and respected but should not prevent social behaviour and accessibility. Excessive reactions of fear or shyness is never acceptable.

## Breed types

In a number of breeds, the type and characteristics are due to genetic mutations causing specific anatomical features and should not be considered as normal canine anatomic variations.

It is of utmost importance that judges and breeders promote selection of animals which show optimal combination of healthy conformation and breed type.

### Brachycephalic breeds

The short skull/faced breeds constitute a group of breeds, where the typical features are expressed to a varying degree in skull, muzzle, jaws, eyes, ribcage and skin. Exaggerations in the specific conformation might lead to serious health problems in these breeds; especially, but not exclusively, referring to problems in breathing and regulation of body temperature.

### Toy breeds

When dwarfism is carried to the extreme it leads to a devitalizing overall weakness and poor skeletal and muscular development. Further exaggerations of dwarfism would give rise to serious health problems.

### Breeds with chondrodysplastic (disproportionate) growth retardation

If the chondrodysplastic traits are exaggerated, it leads to serious skeletal deformities and inability to move soundly. Inadequate ground clearance interfering with the working function of the breed is also a negative consequence.

### The molossoïd breeds

These are dogs of giant size with accentuated body volume and skin. These dogs must have a sound conformation of muscular strength and suitable amount of skin in order to function well and to be able to carry the specific traits required by the breed standards. The specific molossoïd traits must not be exaggerated creating grotesque dimensions.

### Chondrodysplasia

In some breed standards breeds are described as “chondrodystrophic”.

This refers to an earlier meaning of the word that was in use before the genetic background was known.

Today the correct wording is chondrodysplastic.

# FCI GROUP 1

## Sheepdogs And Cattledogs

**Collie, rough-haired and smooth-haired  
Czechoslovakian Wolfdog**

**German Shepherd Dog  
Saarloos Wolfdog**

### About the breeds in group 1

This group contains several working breeds, for which soundness and the spirit to move are of paramount importance. Movement should therefore be evaluated with particular attention regarding capacity, soundness and breed type.

Breeds of the molossoïd type as well as chondrodysplastic breeds are represented in this group.

There are breeds in this group with problems of exaggerated shyness and inaccessibility.

Excessive reactions of fear or shyness is never desirable. Uncontrolled aggressive behaviour or panic attempts to flee should motivate disqualifications.

*The illustrations show the appearance of the breed, i.e. not necessarily a perfect specimen.*

The text within inverted commas are quotations from the breed standards

### Collie, rough haired and smooth haired

#### Areas of risk are:

- 1. Mouth:** Narrow lower jaw resulting in inverted canine teeth going up into the upper palate. *"The lower jaw shall be strong and well marked"*.
- 2. Eyes:** Excessively small and very deeply set eyes. Eyes shall be *"Medium sized (never very small)"*.
- 3. Behaviour:** Anxiousness and undue shyness.

Look for correct lower jaw, bite, teeth and eyes as well as behaviour.

The standard notes *"Friendly disposition with no trace of nervousness or aggressiveness."*



### Czechoslovakian Wolfdog (Ceskoslovenský Vlcíak)

#### Areas of risk are:

- 1. Behaviour:** Aggressiveness, anxiousness and undue shyness. *"Lively, very active, capable of endurance, docile with quick reactions. Fearless and courageous. Suspicious. Shows tremendous loyalty towards his master."* Breed typical behaviour is to be noted and respected, but should not prevent social behaviour and accessibility.



### German Shepherd Dog (Deutscher Schäferhund)

#### Areas of risk are:

- 1. Hindquarters:** Over-angulated and cow hocked hindquarters with instability in hocks.
- 2. Top line:** Arched and cut away in loin and croup.

Exaggeration in presentation with extreme handling precludes assessment of



the demands of the standard: *“the position of hind legs is slightly backwards whereby the hind limbs are parallel to each other when seen from the rear”*. Evaluation of the movement should be made at both trot and walk.

## Saarloos Wolfdog (Saarlooswolfhond)

### Areas of risk are:

**1. Behaviour:** Aggressiveness, anxiousness and undue shyness.

*“Towards his master he is devoted and reliable to a high degree. Towards strangers he might be reserved and usually does not seek contact. The reserved and wolf-like manner to avoid unknown situations is typical.”*

Breed typical behaviour is to be noted and respected, but should not prevent social behaviour and accessibility.



# FCI GROUP 2

## Pinscher and Schnauzer – Molossoïd Breeds – Swiss Mountain and Cattle Dogs

**Bulldog**  
**Bullmastiff**  
**Continental Bulldog**  
**Dogue de Bordeaux**  
**German Boxer**  
**Great Dane**

**Italian Cane Corso**  
**Mastiff**  
**Neapolitan Mastiff**  
**Saint Bernard dog, short-haired and long-haired**  
**Shar Pei**

### About the breeds in group 2

This group contains several brachycephalic breeds, breeds of mastiff type as well as mountain dogs. It is of utmost importance that dogs are not of grotesque dimensions or overweight. They must have a sound, strong constitution in order to carry the typically heavy body and head according to the demands of the standards. They must move without effort or discomfort. Heavy breathing as well as overly heavy heads carried too low is incorrect in both small and large breeds.

Narrow fronts, bent fore legs and weak pasterns as well as cow-hocks, lack of angulation or over-angulation in hindlegs are incorrect for any breed but particularly

important regarding the heavy breeds of group 2.

The mastiff type dogs have excessive, loose skin which must never be exaggerated. Exaggerated amounts of skin may cause inflammation in skin folds, eye or lip problems. A dog's skin must be healthy without any sign of discomfort.

Many breeds in the group have traces of original mental sharpness and guarding instincts. Breed typical characteristics should be preserved but must never exceed general basic recommendations for all breeds, nor legal regulations.

*The illustrations show the appearance of the breed, i.e. not necessarily a perfect specimen.*

## Bulldog – brachycephalic and molossoïd type

The extreme conformation of this breed with shortened skull and muzzle, underdeveloped bridge of nose and excessive amount of skin, causes health problems if exaggerated.



### Areas of risk are:

**1. Breathing:** Forced breathing, with pronounced snoring sounds due to short muzzle, pinched nostrils and/or narrow respiratory channels.

*“Dogs showing respiratory distress highly undesirable. “Pinched nostrils and heavy over nose wrinkle are unacceptable and should be heavily penalised”.*

**2. Exaggerated type conformation and insufficient angulation of fore- and hindquarters might result in unsound movement/lameness challenging the standard’s demand:** *“Soundness of movement of the utmost importance”.*

**3. Face and eyes:** Excessively short bridge of muzzle, excessively loose facial skin and loose eyelids can cause injury and inflammation of the eyes. Overhanging nose roll can cause inflammation.

**4. Tail:** Rigid tail carried tightly over anus may disturb the function to defecate. Skin wrinkles in the anal region can cause inflammation. It is of utmost importance that the tail is movable within the frame of the standard.

The standard explicitly states the importance of unconstrained breathing.

Dogs with free, sound breathing and breed typical sound action as well as sound skin and eyes shall be particularly appreciated.

## Bullmastiff – brachycephalic and molossoïd type

### Areas of risk are:

**1. Facial skin:** Exaggerated amount of facial skin, which can cause eye and eyelid problems.

**2. Skin problems.**

**3. Hindquarters:** Lack of angulation, which can cause knee problems.

**4. Top line:** Exaggerated height over rear and very steep croup, which can cause locomotion problems.

**5. Type and size exaggerations.**

Look for sound breathing and that the muzzle is not shorter than one third of the length of the head. Sound movement and correct angulation in hind-quarters should be praised highly, as well as sound skin and coat. Extreme type and size should not be preferred over soundness, balance and correct construction.



## Continental bulldog – brachycephalic and molossoïd type

### Areas of risk are:

**1. Breathing problems:** Forced breathing, with pronounced snoring sounds due to short muzzle, pinched nostrils and/or narrow respiratory channels.

**2. Eyes:** Conformational defects of the upper and lower eyelids.

Look for sound construction and sound eyes without trace of irritation.

*“Breathing noises in action or when standing still and entropion/ectropion are disqualifying faults”.*



## Dogue de Bordeaux – brachycephalic and molossoïd type

---

### Areas of risk are:

**1. General anatomical construction:** Exaggeration of the standard points regarding the front, hindquarter angulation and the high croup, which can cause unsound movement without drive and vigour.

**2. Loose eyelids**

**3. Breathing problems:** Forced breathing, with pronounced snoring sounds, often with mouth constantly open, due to overly short muzzle, pinched nostrils and/or narrow respiratory channels.

Look for functional anatomy, sound movement, eyes and breathing.



## German Boxer (Deutscher Boxer) – brachycephalic and molossoïd type

---

### Areas of risk are:

**1. Breathing problems:** Forced breathing, with pronounced snoring sounds due to short muzzle, pinched nostrils, short, coarse neck and/or narrow respiratory channels.

**2. Skin:** Irritation and discoloration.

The standard prescribes that “*Length of nose bridge in relation to skull should be 1:2*” and muzzle must thus not be overly short. Dentition should be sound and according to the breed standard.

Look for sound breathing, the correct proportions in head and neck, the correct teeth, and healthy skin.



## Great Dane (Deutsche Dogge) – molossoïd type

---

### Areas of risk are:

**1. Exaggeration in molossoïd type.**

**2. Fore- and hindquarters:** Pasterns knuckling over, and weak hindquarters.

**3. Loose eyelids.**

**4. Feet:** Toe pads which do not meet the ground.

**5. Behaviour:** Anxiousness and undue shyness.

Look for accessibility, correct fore- and hindquarters, correct feet, and sound eyes.



## Italian Cane Corso – molossoïd type

---

### Areas of risk are:

**1. Hindquarters:** Lack of angulation and rear pastern knuckling over.

**2. Head and eyes:** Too short muzzle, pinched nostrils and loose eyelids.

**3. Behavior:** anxiousness when handled.

Look for an athletic dog with efficient movement and sound breathing.

*Medium to large sized. Robust and sturdy dog, nevertheless with some elegance. Lean and powerful muscles.*



## Mastiff – molossoïd type

---

### Areas of risk are:

- 1. Hindquarters:** Too high at the rear, straight stifles and very steep croup may cause incorrect and impaired movement.
- 2. Loose eyelids.**
- 3. Breathing problems:** Forced breathing, with pronounced snoring sounds, often with mouth constantly open, due to overly short muzzle, pinched nostrils and/or narrow respiratory channels.
- 4. Skin:** Irritation and discoloration.

Look for the typical strong, sound conformation supporting the strongly made body and heavy bone of this breed. The massive head shall be carried in a breed typical way. Movement must be sound and without discomfort.



## Neapolitan Mastiff (Mastino napoletano) – molossoïd type

---

The conformation of the breed is creating a “*large heavy massive and bulky dog*” which, however, must not be grotesque. The typical skin “*thick abundant and loose all over the body*” makes pronounced exaggerations risky.

### Areas of risk are:

- 1. Skin:** Exaggerated amount of skin in general. On head: Forming wrinkles surrounding the eyes, and/or oversized eyelids, which may cause eyelids folding inwards or outwards.
- 2. Lips:** Unsound lip folds.
- 3. General construction:** Incorrect construction of the legs and poor overall anatomy and conformation can cause unsoundness and discomfort of movement.

Look for healthy skin and sound eyes, but also correct movement. Exaggerated amount of skin and incorrect movement should not be encouraged.

Dogs with the required typical cat-like, agile, somewhat slow movement, with good drive from sound hindquarters and proper reach in front, should be highly appraised.



## Saint Bernard dog, short-haired and long-haired (St.Bernhardshund – molossoïd type)

---

### Areas of risk are:

- 1. Head:** Over dimensioned and too heavy. Exaggerated amount of facial skin and too loose lip folds.
- 2. Eyelids:** Loose and/or oversized or inverted eyelids.

Look for the correct amount of skin and sound eyes. Dentition should be sound and according to the breed standard. The proportions of the dog must be correct and the construction powerful and movement sound.



## Shar Pei

---

The extreme type and character of the skin (mucinosi/hyaluronosis) of this breed may give rise to health problems when exaggerated.

### Areas of risk are:

- 1. Skin:** Exaggerated amounts of and/or loose wrinkled skin, which may lead to eye, ear and skin problems.



**2. Eyes:** Irritation and damage resulting from excessive amounts of skin.

**3. Mouth:** The padding of the lower lip can fold over the teeth. When the lower lip is constantly rolled in and *“interfering with the bite”*, it is a disqualifying fault according to the standard. (Constant tight lip interferes with the development of the lower jaw).

**Nota bene:** The following are some other disqualifying faults mentioned in the breed standard:

*“Skin folds or hair disturbing the normal function of the eye”, “Heavy folds of skin on body (except withers and base of tail) and limbs”.*

Look for dogs without exaggerated amount of skin, correct lower lip, and sound/clear eyes and sound ears.

## FCI GROUP 3

### Terriers

**Bullterrier/Miniature Bull Terrier  
Norwich Terrier**

**Staffordshire Bull Terrier  
Yorkshire Terrier**

#### About the breeds in group 3

The chondrodysplastic type is known in this group. Some breeds in the group might show skin problems, some have problems with incorrect bites and some with tendencies towards exaggerated breed type. Hairless

patches and sparse coat occur in a couple of the breeds. Some breeds in this group are toy breeds (as the Yorkshire Terrier), and thus the introduction text to group 9 is partly relevant.

*The illustrations show the appearance of the breed, i.e. not necessarily a perfect specimen.*

The text within inverted commas are quotations from the breed standards

#### Bull Terrier/Miniature Bull Terrier

**Areas of risk are:**

- 1. Mouth:** Narrow lower jaw with canine teeth going up into the upper palate.
- 2. Skin:** Irritation, and sparse coat without gloss.
- 3. Eyes:** Undersized eye openings.

The unique type of head explains the tendency for faulty bite. Look for a correct head and a strong lower jaw.



#### Norwich Terrier

**Areas of risk are:**

Related to a tendency towards dwarfism, as well as abnormal conditions in throat/larynx causing forced and noisy respiration.

- 1. Breathing problems:** Forced breathing with pronounced snoring sounds and noisy respiration.



**2. Movement:** Excessively short neck and extremely short body negatively affecting movement.

Look for a correct head type and body, but also sound and free movement and sound breathing.

## Staffordshire Bull Terrier

**Areas of risk are:**

**1. Mouth:** Lower canine teeth going up into the upper palate.

**2. Coat and skin:** Sparse coat and skin irritation.

**3. Breathing problems:** Forced breathing, with pronounced snoring sounds, often with mouth constantly open, due to overly short muzzle, pinched nostrils and/or narrow respiratory channels.

Look for a correct bite, correct length of muzzle, normal breathing and healthy skin.



## Yorkshire Terrier

**Areas of risk are:**

**1. Mouth:** Poor jaws and dentition.

**2. Exaggerated dwarfism:** The standard points out: *“Weight up to 3,2 kgs. Skull: Rather small and flat, not too prominent or round. Eyes; not prominent.”*

**3. Coat:** Long coat *“must never impede movement”* or the development of good muscular condition.

Look for sound breathing and normal development of muscular condition. The muzzle, healthy teeth and correct jaws are important.



# FCI GROUP 4

## Dachshunds

### About the breeds in group 4

This group consists of one breed of chondrodysplastic type with nine varieties. Although none of the varieties are listed, it is important to notice that in short legged breeds, poor front construction and asym-

metry must be observed, as well as inadequate ground clearance that may interfere with the working function. Areas of risk- see breeds with chondrodysplastic (disproportionate) growth retardation.

*The illustrations show the appearance of the breed, i.e. not necessarily a perfect specimen.*





# FCI GROUP 5

## Spitz and Primitive types

### Chow Chow

### German Spitz/Pomeranian

#### About the breeds in group 5

The group has breeds of great variation in size, but two comparatively homogenous basic types, which are not inviting to exaggerations. Some type characteristics make up areas of risk in a couple of breeds. In

several of the spitz breeds there is occurrence of incorrect coats with poor top coat and an abundance of under coat or persisting puppy coat.

*The illustrations show the appearance of the breed, i.e. not necessarily a perfect specimen.*

The text within inverted commas are quotations from the breed standards

#### Chow Chow

Exaggerations regarding the amount of skin and the construction of the hindquarters can cause problems.

##### Areas of risk are:

**1. Breathing problems:** Forced breathing with pronounced snoring sounds, often with mouth constantly open, caused by insufficient room in respiratory channels and throat.

**2. Hindquarters:** The breed typical restricted angulation of stifles and hock joints are requirements for the desirable breed typical movement, but these constructions also constitute an important area of risk. Stifles and hocks that knuckle over are anatomically incorrect and not acceptable.

**3. Face:** Excessive amount of skin embedding the eyes. Small eyelid openings. Eyes should be *“Dark, oval shaped, medium sized and clean”*.

Look for unconstrained breathing, sound eyes not showing any sign of irritation. Breed typical, yet sound, movement should be highly appreciated.



#### German Spitz/Pomeranian (Deutscher Spitz/Zwergspitz)

##### – toy spitz

This is a toy breed, and some of the risks regarding exaggeration of dwarfism mentioned in the introduction text to group 9 should be considered.

##### Areas of risk are:

**1. Coat:** Exaggerated amount of undercoat in combination with faulty or deficient topcoat causes lack of the elasticity characterizing a correct double coat. *“Long, straight, stand off top coat and short, thick, cottonwool-like undercoat”*. A faulty coat might indicate development of hairlessness. Correct coat quality is thus essential.

Look for correct size, nose, jaws and teeth, as well as sound movement and correct coat.



# FCI GROUP 6

## Scenthounds and Related Breeds

### Basset Hound

### Bloodhound

#### About the breeds in group 6

This group contains working hunting dogs with high demands for a sound construction. The Basset breeds are chondrodysplastic, which can predispose to unsound front construction; for instance causing toe pads not meeting the ground properly. A particular area of risk is the ribcage, which can be

deformed with defect ribs and a short sternal bone.

In the short legged breeds, poor front construction and asymmetry must be observed as well as inadequate ground clearance that interferes with the working function.

*The illustrations show the appearance of the breed, i.e. not necessarily a perfect specimen.*

The text within inverted commas are quotations from the breed standards

#### Basset Hound – chondrodysplastic type

Exaggerations of the breed type and some breed characteristics constitute risks for health problems.

##### Areas of risk are:

- 1. Skin:** Unsound and/or exaggerated amount of loose skin may cause inflammation in wrinkles. *“Skin is supple and elastic without any exaggeration”.*
- 2. Fore- and hindquarters:** Poor construction and inadequate ground clearance, resulting from exaggerated shortness of legs, may cause incorrect movement and interfere with the working function of the breed.
- 3. Eyelids:** Too loose, oversized, and/or inverted eyelids.
- 4. Ears:** Exaggeration of length of ears.

Look for typical proportions, eyes, ears and skin. Heavy ears and skin may cause eyelid problems.

Of even greater importance is the correct movement. *“Smooth, powerful and effortless action with forelegs reaching well forward and hind legs showing powerful thrust, hound moving true both front and rear. Hocks and stifles never stiff in movement, nor must any toes be dragged”.*

*“It is important to bear in mind that this is a working hound and must be fit for purpose and therefore should be strong, active and capable of great endurance in the field.”*

#### Bloodhound (Chien de Saint-Hubert)

##### Area of risk is:

- 1. Skin and eyes:** Exaggerated amount of skin and loose or inverted eyelids may cause problems.



# FCI GROUP 7

## Pointing Dogs

### Bracco Italiano

### Spinone Italiano

#### About the breeds in group 7

This group contains gundogs with high demands for soundness in construction. They must not show extreme tendencies such as heaviness, too elegant construction, being overly lymphatic or over angulated. Other

extreme tendencies may be excessive coat or ribcages that are too deep or too flat.

There are some breeds in this group with exaggerated amount of skin.

*The illustrations show the appearance of the breed, i.e. not necessarily a perfect specimen.*

The text within inverted commas are quotations from the breed standards

#### Bracco Italiano

##### Area of risk is:

**1. Facial skin and eyelids:** Exaggerated amounts of skin may cause unsound lip folds and/or eyelid problems.



#### Spinone Italiano

##### Area of risk is:

**1. Facial skin and eyelids:** Exaggerated amounts of skin may cause unsound lip folds and/or eyelid problems.



# FCI GROUP 8

## Retrievers – Flushing Dogs – Water Dogs

### American Cocker Spaniel

### Clumber Spaniel

#### About the breeds in group 8

This group contains gundogs. Endurance and sound movement are therefore particularly important, as is good muscular condition. It is important to distinguish between substance and obesity/overweight.

Some of the spaniel breeds in this group show problems with eyes and ears due to excessive skin and also due to large heavily coated outer ears.

*The illustrations show the appearance of the breed, i.e. not necessarily a perfect specimen.*

The text within inverted commas are quotations from the breed standards

#### American Cocker Spaniel

Areas of risk are mostly related to tendencies towards brachycephaly.

- 1. Head:** Overly short muzzle, too short, rounded skull and bite problems.
- 2. Eyes:** Protruding eyes and shallow eye sockets, profuse flow of tears. Loose eyelids and unsound lip folds.
- 3. Coat:** Exaggerated volume of coat and incorrect coat texture.

Look for correct head and muzzle proportions, sound eyes, normal tear drainage, and correct bite. Good length of ribcage and sternal bone and correct coat are also highly estimated. The standard reads about the coat: *“...of a texture which permits easy care”* and indicating the breed’s *“...appearance and function as a moderately coated sporting dog”*.



#### Clumber Spaniel

This should be an agile working dog of good condition, without overweight or exaggerations in head and skull.

##### Areas of risk are:

- 1. Head:** Excessively heavy with an abundance of loose skin and loose eyelids, which may cause eye problems.
- 2. Exaggerated size and heaviness.**

Look for powerful, sound, typical movement in dogs with correct dimensions, size and head.



# FCI GROUP 9

## Companion and Toy Dogs

**Belgian Griffon**  
**Boston Terrier**  
**Brussels Griffon**  
**Cavalier King Charles Spaniel**  
**Chihuahua, long-haired and smooth-haired**  
**French Bulldog**

**Japanese Chin**  
**King Charles Spaniel**  
**Pekingese**  
**Pug**  
**Shih Tzu**  
**Small Brabant Griffon**

### About the breeds in group 9

Most breeds in this group are toy breeds. Some have extreme conformation such as shortened skull and underdeveloped muzzle – brachycephalic.

Some of the breeds are also chondrodysplastic. Further exaggeration of these standard correct features and exaggerated dwarfism would give rise to serious health problems.

The brachycephalic head is part of the breed type in Boston Terriers, French Bulldogs, the Griffon breeds, Japanese Chin, King Charles Spaniels, Pugs, Pekingese and Shih-Tzus. This may give rise to breathing problems and impaired body temperature regulation. Narrow respiratory channels with restrained breathing and pinched nostrils are serious problems which must be noted.

Several of the breeds have protruding eyes in shallow eye sockets disposing for eye injuries.

Open fontanel is an anomaly and a disqualifying fault in all breeds.

Wry lower jaw and/or lame tongue, so called paralyzed tongue, are disqualifying faults.

A deviant pattern of movement in some breeds with frantic scratching behaviour and signs of unmotivated pain when on leash may indicate a serious neurological disorder, syringomyelia.

Powerless shuffling movement can be seen in toy breeds as an effect of unsound living conditions causing poor muscles.

Some of the breeds in this group are heavily coated. This has, in some cases, resulted in incorrect, woolly and excessive coats, so heavy that it impairs movement and affects quality of daily life for the dogs.

As these breeds are mainly companion dogs, breed typical social temperament without undue fear and an ability to interact with their owner is of great importance.

*The illustrations show the appearance of the breed, i.e. not necessarily a perfect specimen.*

The text within inverted commas are quotations from the breed standards

### **Belgian Griffon, Brussels Griffon and Small Brabant Griffon (Griffon Belge, Griffon Bruxellois, Petit Brabancon)**

#### **– brachycephalic type**

#### **Areas of risk are:**

**1. Head:** A small head with an overly short muzzle can give rise to eye injuries and neurological problems.

**2. Breathing:** Forced breathing with pronounced snoring sounds caused by insufficient room in throat cavities, ribcage, and/or pinched nostrils.

Particular attention must be paid to breathing, nose and sound eyes.



## Boston Terrier – brachycephalic and small molossoïd breed

---

Areas of risk are related to toy type and brachycephaly.

- 1. Breathing problems:** Forced breathing, with pronounced snoring sounds due to a short muzzle, pinched nostrils and narrow respiratory channels and/or ribcage.
- 2. General construction:** Overly short body, roach back, diminutive tail, and too short and flat in muzzle. Heavy and coarse head.
- 3. Eyes:** Protruding eyes and shallow eye sockets.
- 4. Underdeveloped tail:** Lack of visible/touchable tail vertebrae is a disqualifying fault.

Look for sound breathing, the correct formation of the head/skull, and the dog's proportions.



## Cavalier King Charles Spaniel

---

Areas of risk are related to tendency towards brachycephaly.

- 1. Head:** Overly short muzzle, exaggerated stop, as well as very short, rounded skull (which may lead to serious neurological problems).
- 2. Breathing problems:** Forced breathing, with pronounced snoring sounds due to short muzzle, and/or narrow respiratory channels
- 3. Eyes:** Prominent eyes increase the risk for injuries. Profuse flow of tears.
- 4. Movement:** A specific deviant pattern of movement with a frantic scratching behaviour and signs of unmotivated pain when on leash, may indicate a serious neurological disorder.

The wording of the standard explicitly warns for a brachycephalic tendency:

*“Head, cranial region: Skull: Almost flat between ears. Stop: Shallow.”* A longer skull shape is desirable. The muzzle should harmonize with the length of the skull. The eyes shall be *“Large, dark, round but not prominent; spaced well apart”*.



## Chihuahua, smooth-haired and long-haired (Chihuaheño)

---

Areas of risk are all related to exaggerated dwarfism.

- 1. Muzzle and mouth:** Overly short muzzle, faulty bites, dentition, and jaws.
- 2. Eyes:** Protruding eyes increase the risk for eye injuries. Profuse flow of tears.
- 3. Open fontanel:** Before 2010 a characteristic feature. A minor dimple noticeable as the result of the closure of the fontanel is not a disqualifying fault.

Particular attention must be paid to the formation of the skull as well as correct behaviour. *“Quick, alert, lively and very courageous”*. The eyes shall be *“Large, roundish in shape, very expressive, not protruding, perfectly dark”*.



## French Bulldog (Bouledogue francais) – brachycephalic and small molossoïd breed

---

The special conformation of this breed with shortened skull and overly short bridge of nose, as well as underdeveloped tail, cause health problems if exaggerated.

### Areas of risk are:

**1. Breathing problems:** Forced breathing, with pronounced snoring sounds due to short muzzle, pinched nostrils and/or narrow respiratory channels and/or ribcage.

**2. Face and eyes:** Too short muzzle and protruding eyes, which increase the risk of eye injuries.

**3. Proportions and construction:** Overly short proportions in neck and back as well as insufficient angulation in fore- and hindquarters can cause powerless dragging movement.

**4. Underdeveloped tail:** Lack of visible/touchable tail vertebrae is a disqualifying fault.

Look for sound breathing, correct bridge of nose, eyes, skin, tail, and movement.

The breed standard calls for an “*active*” dog which is “*powerful for its small size, short, compact in all its proportions*”, but the French Bulldog must not be excessively short in neck and back. Gait should be free and active.



## Japanese Chin – brachycephalic type

---

### Areas of risk are:

**1. Breathing:** Forced breathing with pronounced snoring sounds caused by too small skull, which limits the room of the upper respiratory cavities, pinched nostrils, and too short ribcage.

**2. Eyes:** Protruding eyes in shallow eye sockets may predispose for injuries.

Look for sound breathing and the correct formation of the head/skull and the ribcage.



## King Charles Spaniel – brachycephalic type

---

### Areas of risk are:

**1. General construction:** Poor, underdeveloped ribcage with a keel; bent front legs and feet turning out.

**2. Muzzle:** Too short.

**3. Eyes:** Protruding eyes increase the risk for injuries.

**4. Movement:** A specific deviant pattern of movement with frantic scratching behaviour and signs of unmotivated pain when on leash, may indicate a serious neurological disorder.

Particular attention must be paid to sound breathing and the general anatomy.



## Pekingese – brachycephalic and chondrodysplastic type

---

The special conformation of this breed by the shortened skull, overly short bridge of nose and jaws, may cause health problems if exaggerated.

**Areas of risk are related to exaggerated dwarfism, brachycephaly and chondrodysplasia:**

- 1. Eyes:** Protruding eyes, which increase the risk for eye injuries.
- 2. Breathing problems:** Forced breathing with pronounced snoring sounds due to short muzzle, pinched nostrils and/or narrow respiratory channels
- 3. Nose wrinkle:** Overhanging nose wrinkle, regardless of size, can obstruct the nostrils and can cause skin inflammation, and interfere with the eyes.
- 4. Coat:** Coat which can be too profuse and/or woolly, and cause discomfort. *“Length and volume of coat should neither impair the activity of the dog nor obscure the shapeliness of body. Excessive coat must be heavily penalized”.* *“All signs of respiratory distress are unacceptable and should be heavily penalized”.* Breathing shall be assessed with the dog in action.

Untypical/unsound movement must not be confused with *“Typically slow, dignified rolling gait in front”*. *“Any signs of inability to move soundly are unacceptable and should be heavily penalized”.*

## Pug – brachycephalic and small molossoïd breed

---

**Areas of risk are:**

- 1. Breathing problems:** Forced noisy breathing.

Pinched nostrils, eyes placed too wide apart in connection with an overly short skull, a short and open ribcage with short ribs and sternal bone that do not provide sufficient volume in the chest and obesity/overweight, all contribute to breathing problems.

- 2. Face:** Too short muzzle and an excessive amount of loose skin. A nose wrinkle must not interfere with the function of the eyes or nose.
- 3. Eyes:** Protruding, large eyes increase the risk of eye damage. Overly coarse and/or long hair on the nose wrinkle may damage the eyes.

Look for sound breathing, sound skin and eyes, correct distance between the eyes, correct formation of the ribcage, and correct size and weight.

## Shih Tzu – brachycephalic and chondrodysplastic type

---

**Areas of risk are:**

- 1. Breathing:** Forced breathing with pronounced snoring sounds, caused by brachycephaly and too small head (which limits the room of the upper respiratory cavities), too short muzzle and/or pinched nostrils.
- 2. Eyes:** Prominent eyes.
- 3. Mouth:** Narrow lower jaw.

Look for sound breathing and correct head proportions, eyes, jaws and teeth.





# FCI GROUP 10

## Sighthounds

### Azawakh

#### About the breeds in group 10

The breeds of this group are characterized by a homogenous type of construction. Problems with teeth and bites are found in some of the breeds, as well as poor and

sparse coats. There are some Afro-Asian sighthounds with exotic mentality (aloof and supercilious) However these traits must never turn into exaggerated inaccessibility.

*The illustrations show the appearance of the breed, i.e. not necessarily a perfect specimen.*

The text within inverted commas are quotations from the breed standards

### Azawakh

#### Area of risk is:

- Behaviour:** Anxiousness and undue shyness.





[www.nordic-kennel-union.com](http://www.nordic-kennel-union.com)

Illustrations page 5-8: Cindy Pettersson.  
Illustrations page 10-25: The Royal Kennel Club, UK.



DANSK KENNEL KLUB  
HUNDARÆKTARFÉLAG ÍSLANDS  
NORSK KENNEL KLUB  
SUOMEN KENNELIITTO  
SVENSKA KENNELKLUBBEN  
FEDERATION CYNOLOGIQUE  
INTERNATIONAL



[www.nordic-kennel-union.com](http://www.nordic-kennel-union.com)