



**Fédération
Cynologique
Internationale**

For Dogs Worldwide



**ILLUSTRATED PRESENTATION OF THE WHITE SWISS SHEPHERD DOG
(orig. name: BERGER BLANC SUISSE – No. 347)**




***Gesellschaft Weisse Schaeferhunde Schweiz (Society White
Shepherds Switzerland); is the sole responsible breed club of
the SKG/SCS***

SKG  **SCS**
hund schweiz chien suisse cane svizzero

Breed

- ← *FCI Group 1 Breed number 347*
- ← *officially recognized by the FCI since 4 July 2011 as “Berger Blanc Suisse” (BBS)*

Points to be discussed

- History
 - Work and character
 - Breed Standard
 - Typical and less typical points
 - Major and disqualifying points
 - Judging the breed
 - Related breed
- 

History of the breed

- 19th century: Greif von Sparwasser, white grandfather of GSD Horand von Grafrath
- 1933: white colour excluded from the standard of GSD standard
 - still accepted in UK and North America as WGSD
- 1967: Agatha Burch with Lobo White Burch returns to Switzerland
 - Lobo registered as first WS in the Swiss stud book, one litter was registered in the SHSB.

History of the breed

- 1989: foundation of GWS
- 1991: Switzerland recognizes White Shepherd first as separate breed national
- 2003: provisional recognition by FCI
- 2011: definite recognition by FCI as BBS/WSSD
- 1st October 2017: provisional recognition by KC

Work and character

- lively and vivacious, balanced temper
- high social competence
- NOT nervous or aggressive
- intelligent, attentive, watchful and docile
- easy to train
- devoted to his owner, no “kennel dog”
- not wanted at all: anxious dogs
 - breeding efforts are successful

Work and character


- Use of the breed
 - sport and working dog
 - Obedience
 - Tracking
 - Rescue
 - Assistant/therapy
 - Agility
 - Protection (if carefully trained)
 - family dog

Breed standard

- General appearance
 - Powerful, well-muscled, medium-sized shepherd, coat in medium and long length
 - Size male: 58-66cm; female: 53-61cm
 - Weight male: 30-40kg, female: 25-35kg
 - moderate rectangular shape; proportion body length to withers 12:10
 - **HORIZONTALLY SHAPED BACK**


Breed standard

- General appearance



Breed standard

- Muzzle moderately long in relation to the skull; top line of muzzle and skull are parallel



Breed standard

- Dark pigmentation of swam, eyelid and lips



Breed standard

- Almond shaped dark eyes



Breed standard

- Complete scissor bite in good quality




Breed standard

- Neck




Breed standard

- Back horizontal



Breed standard

- Angulation



Breed standard

- Haircolour and –length



Breed standard

- Tail and Movement
 - bushy, sabre tail, at rest hanging with light sabre curve, in action carried higher with tip slightly above topline




Breed standard


- Limbs
 - Front and Back




Major fault 1

- no horizontal back / sloping back
 - tail between legs on stomach (temperament)
 - lack of sex imprint
 - plump appearance, too short/square body
 - does not let teeth look at/missing more than 2 P1 teeth
- 

Major fault 2

- drop/break/semi-pricked ear
 - ring/break/hook tail, worn over back
 - soft or silky overcoat, wolly curly, not lying on body, no undercoat
 - strong yellow/brown coat on ears/back/tail
- 

Disqualifying faults 1

- aggressive or excessive fearful dog
 - physical abnormalities or behavioral disorders must be disqualified
 - lethargic behavior
 - one/both eyes blue, protruding eye
 - ectropion / entropion
- 

Disqualifying faults 2

- undershot bite / overbite / crossbite
- no pigmentation
- albinism
- male dogs **MUST** have two normally developed testicles


Judging the breed ?????

- Judging according to the FCI standard
- Judging in awareness of the function of the breed.
Is the dog still fit for its original function and is the judge convinced that this dog can move, breathe and live in a normal way?

Related breeds

- The White Swiss Shepherd Dog is related to the German Shepherd but is now distinct
- In shows the WSSD will be presented with the handler next to it, and not have him follow the dog
- Since the 1960s the WSSD has been bred in a distinct line, like HORIZONTAL back, rigorous control of HD/ED/etc. and TRANSITIONAL VERTEBRA plus several DNA defects

Problems to take into account

- Health problems
 - Behaviour problems
 - Movement and other problems
- 

Thank you to:

- Daniela von Fluee – helping for the info frame
 - Hans Ulrich Haeberli – specialty breed judge
 - Anja Schleussner – pictures
 - Hans Ulrich Joerg – pictures
-
- © Stephan Bolliger – president GWS Switzerland
- 